


# ARLEC

## Dragonflies LED SOLAR GARDEN PENDANT Multi Coloured


### IMPORTANT!

**PLEASE READ THE INSTRUCTIONS CAREFULLY. KEEP THESE INSTRUCTIONS IN A SAFE PLACE FOR FUTURE REFERENCE.**


The Arlec Solar pendant lights provide self contained LED lighting for all occasions. Power to operate the LED is derived from batteries charged using the solar panel located on the top of the pendant light. The lights can be used to decorate gardens, highlight pergolas and eaves for all occasions.



Garden Hook



ON/OFF Switch



Solar Panel

### INSTALLATION

- Remove the sub assemblies from the kit.
- The kit comes with a hook attachment which makes it easy to install.
- Appropriate fixing aids must be used (not provided with the kit) to hang the pendant light. Ensure it is securely mounted.
- Set switch (located underneath the solar panel) to ON position. The sun light will charge the battery when it falls on the solar panel and the pendant will illuminate in dark conditions.

**NOTE:** During daylight hours you can check the operation of the system by fully covering the solar panel. A piece of dark cloth or a cardboard box will suffice. If the system is operating normally, when the solar panel is not receiving any sunlight, the light will be on. If this is not occurring, check that the switch is turned ON.

*IMPORTANT : Please read these instructions carefully before first use.*

## PRECAUTIONS

- Choose a position which is in full sun for preferably at least 6hrs each day. Shady locations will limit the ability of the solar panel to fully charge the battery resulting in a reduced running time of the light.
- Take care if using ladders for installation. Ensure that you have a stable footing and do not over reach.
- Avoid locations which are illuminated by bright lights eg street lights and security lighting. Night time lighting may cause the lights to be dim or to not work.

- It is advisable to clean the solar panel regularly. The surface of the solar panel should be free of dust and residue to ensure optimum operation of the system
- Avoid positions where shrubs and branches may shade the solar panel for most of the day.

## OPERATION

The pendant lights will automatically turn on in the night when the ON/OFF button located underside of the solar panel is pressed to ON position. The solar panel will charge the batteries during daytime and the amount of charge may vary depending upon the sun load. The run time of the lights depends upon the charge of the batteries which may vary from 0-6hrs.

## WARRANTY

Arlec guarantees this product in accordance with the Australian Consumer Law. Arlec also warrants to the original first purchaser of this product (“you”) from a retailer that this product will be free of defects in materials and workmanship for a period of 12 months from the date of purchase; provided the product is not used other than for the purpose, or in a manner not within the scope of the recommendations and limitations, specified by Arlec, is new and not damaged at the time of purchase, has not been subjected to abuse, misuse, neglect or damage, has not been modified or repaired without the approval of Arlec and has not been used for commercial purposes (“Warranty”).

If you wish to claim on the Warranty, you must, at your own expense, return the product, and provide proof of original purchase and your name, address and telephone number, to Arlec at the address below or the retailer from whom you originally purchased the product within 12 months from the date of purchase.

Arlec will (or authorise the retailer to) assess any claim you may make on the Warranty in the above manner and if, in Arlec’s reasonable opinion, the Warranty applies, Arlec will at its own option and expense (or authorise the retailer to) replace the product with the same or similar product or repair the product and return it to you or refund the price you paid for the product. Arlec will bear its own expenses of doing those things, and you must bear any other expenses of claiming on the Warranty.

The Warranty is in addition to other rights and remedies you may have under a law in relation to the product to which the Warranty relates. Our goods come with guarantees that cannot be excluded under the Australian Consumer Law. You are entitled to a replacement or refund for a major failure and for compensation for any other reasonably foreseeable loss or damage. You are also entitled to have the goods repaired or replaced if the goods fail to be of acceptable quality and the failure does not amount to a major failure.

# **ARLEC**

**Arlec Australia Pty. Ltd. ACN 009 322 105 (“Arlec”) gives the Warranty.**

Arlec’s telephone number, address and email address are:

**Customer Service: (03) 9982 5111**

Building 3, 31 – 41 Joseph Street, Blackburn North, Victoria, 3130  
Blackburn North LPO, P.O. Box 1065, Blackburn North, 3130

Email: [custservice@arlec.com.au](mailto:custservice@arlec.com.au)

© This instruction leaflet is subject to copyright and must not be reproduced, copied or otherwise used in any way or for any purpose without the consent in writing of the owner, Arlec Australia Pty Ltd (A.C.N. 009 322 105).

**CPIN002699**